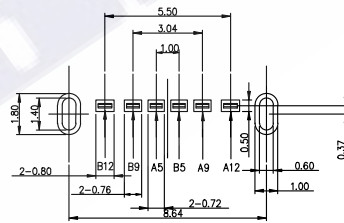
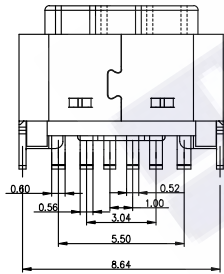
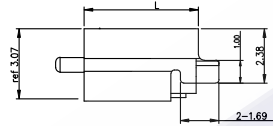
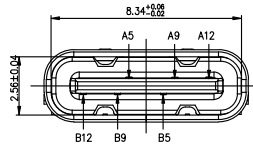
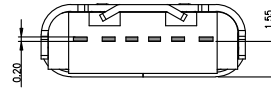
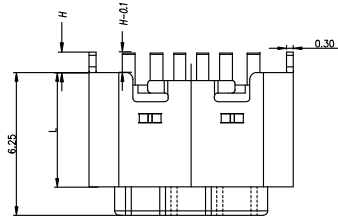


REV	LTR	DESCRIPTION	DATE	APPROVED
A0		依新料号编码原则发行图面	20160406	



RECOMMENDED P.C.B. LAYOUT  
TOLERANCE UNSPECIFIED ±0.05mm

NOTE:

- MATERIAL SPECIFICATION:
  - HOUSING: HIGH TEMPERATURE RESISTANT PLASTIC, UL94 V-0.
  - CONTACTS: COPPER ALLOY
  - MID PLATE: STAINLESS STEEL
  - FRONT SHELL: STAINLESS STEEL
- PLATING SPECIFICATION:
  - CONTACTS:
    - Ni 50μ" MIN. UNDER PLATED OVER ALL.
    - Au PLATED ON THE FUNCTIONAL AREA OF CONTACT.
    - (GOLD PLATING THICKNESS FOLLOW THE P/N)
    - PLATING SPECIFICATIONS OF THE SOLDER AREA FOLLOW THE P/N
  - FRONT SHELL:
    - SEE TABLE1.
  - SHIELD PLATE&EMI PLATE:
    - CLEAR ONLY
- MECHANICAL PERFORMANCE,
  - INSERTION FORCE: 0.5~2.0kgf.
  - REMOVAL FORCE: 0.8kgf~2.0kgf.
  - DURABILITY: 5000 CYCLES.
- ELECTRICAL PERFORMANCE,
  - CURRENT RATING: 3.0A  
VOLTAGE RATING: 5.0V
  - LLCR:
    - VBUS & GND PINS AND OTHER PINS: 40mΩ/PIN MAX.
    - SHIELD: 50mΩ/MAX.
    - LLCR MAX. CHANGE OF ALL PINS: 10mΩ.
  - INSULATION RESISTANCE: 100MΩ MIN
  - DIELECTRIC WITHSTAND VOLTAGE, AC 100V FOR 1 MINUTE.
- ENVIRONMENTAL PERFORMANCE:
  - OPERATING TEMPERATURE: -25°C~+85°C.
- IR REFLOW:
  - THE PEAK TEMPERATURE ON THE BOARD SHALL BE MAINTAINED FOR 10 SECONDS AT 260°C.

PIN ASSIGNMENTS

A5	CC1	B12	GND				
A9	VBUS	B9	VBUS				
A12	GND	B5	CC2	H	H = 0.9	L	L = 5.5
PIN	SIGNAL NAME	PIN	SIGNAL NAME	H	H = 1.5	L	L = 5.0

TOLERANCE		NAME (INTENDED USE) CUSTOMER DRAWING		三佐部品【中国】股份有限公司			
.X.X ±0.30	.X.' ±10"	PART NO.		TITLE: TYPE-C 6PIN 立式插板 (标准) DIP			
.XX ±0.20	.X' ± 8"	MTKEP06LD1AWLNG1N					
.XXX ±0.10	.XX' ± 5"	DESIGN: DRAW		DRAWG NO. MTKEP06LD1AWLNG1N			
UNITS	mm	MATERILA		CHED:			
FINISH		FINISH		APPD:		SCALE SHEET REV.	
						SCALE SHEET REV.	